Remote Update Tool

User manual

Gesytec GmbH
Pascalstr. 6
D 52076 Aachen, Germany

phone +(49) 24 08 / 9 44-0
fax +(49) 24 08 / 9 44-100
e-mail: info@gesytec.de
www.gesytec.com

Doc. ID: Licence_RemoteUpdateTool_V01.00_20160414,
Version 01.00, dated 14.04.2016
NDA:

Dokument / File	Version	Freigabe	Bearbeiter
Licence_RemoteUpdateTool_V01.00_20160414	01.00	11.04.2016	RM

Gesytec

Remarks

This document shows using of the Remote Update Tool.

History

Version	chapter	comment	Date/Author
01.00	All	Initial Release	14.04.2016 / RM

References

Abbreviations

Table of Contents

1 Introduction 4

2 User manual 5

2.1 Transaction request 5

2.2 Activation code execution 6

1 Introduction

The Remote Update Tool is small utility that allows changing data on a customer's dongle without sending it back to Gesytec.

The document shows all steps a user has do to change a configuration or data on a MARX dongle delivered by Gesytec.

2 User manual

Important notice: Be sure you have used all purchased NeuronIDs. Make a backup of used MAC addresses and generated NeuronID. When you apply an activation code with new NeuronIDs collection all data in the dongle will be lost!

2.1 Transaction request

Launch the program

Press the button “Generate Transaction Request”. Save generated file (extension *.rutr) and send it to Gesytec.

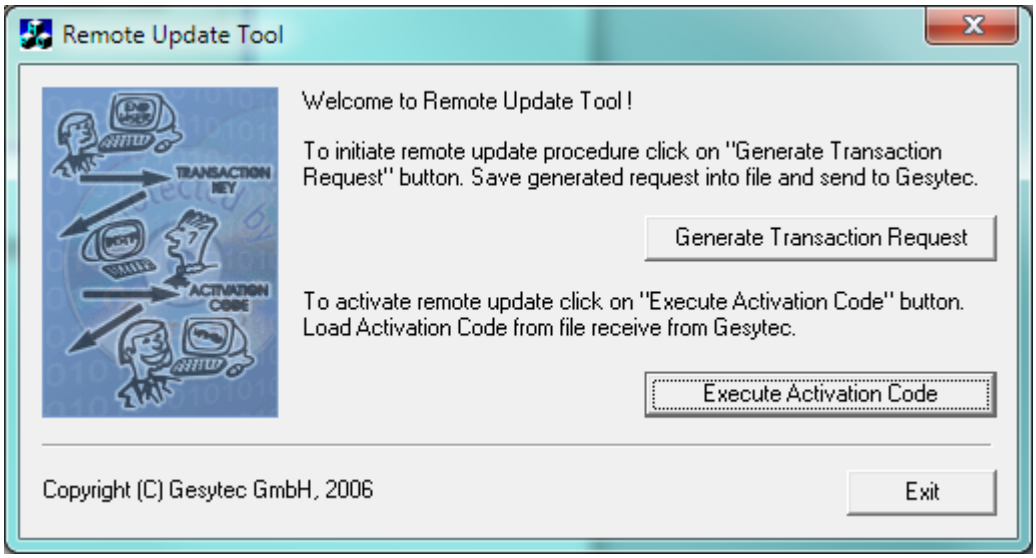

Only one transaction can be active at the same time. If previous transaction is not finished, following dialog appears.

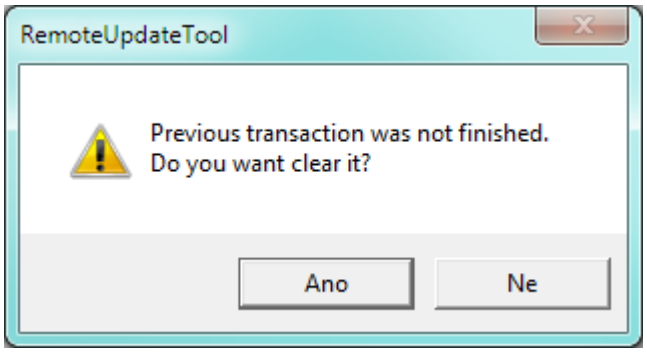

The program confirms the successful generating of the transaction request file.

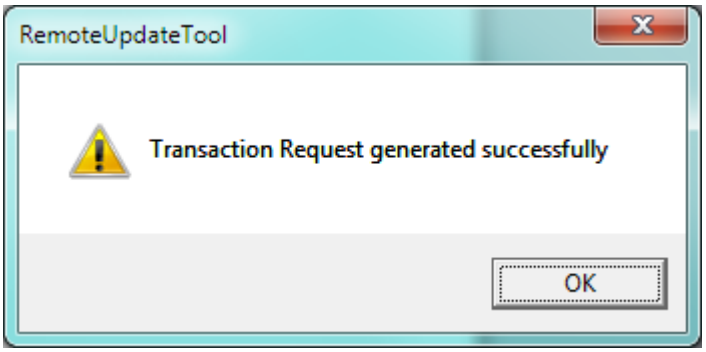

2.2 Activation code execution

Gesytec processes the transaction request file and sends a created action code back to the customer. The activation code is a file with the extension *.ruac.

Press the button “Execute Activation Code” and open the activation code file.

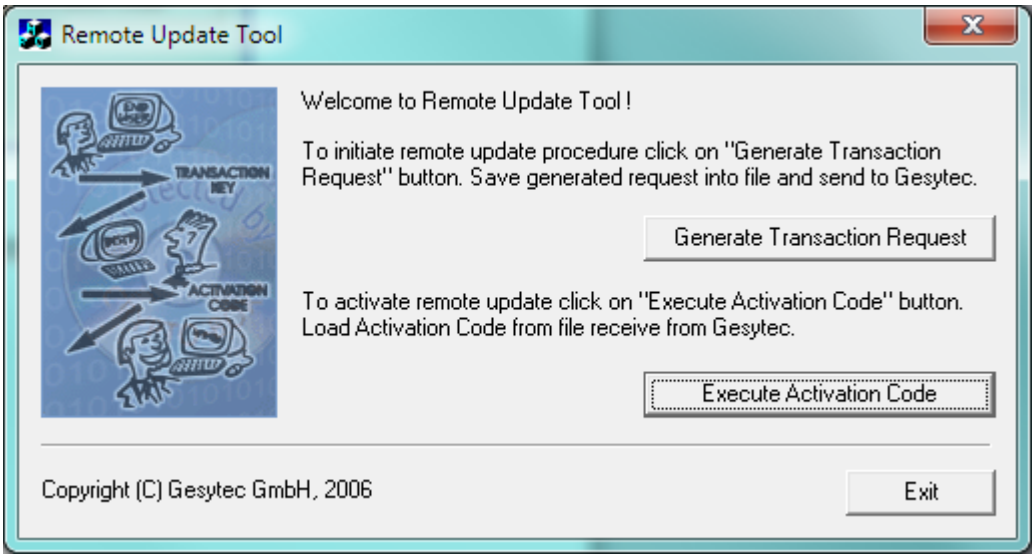

Successful operation is confirmed.

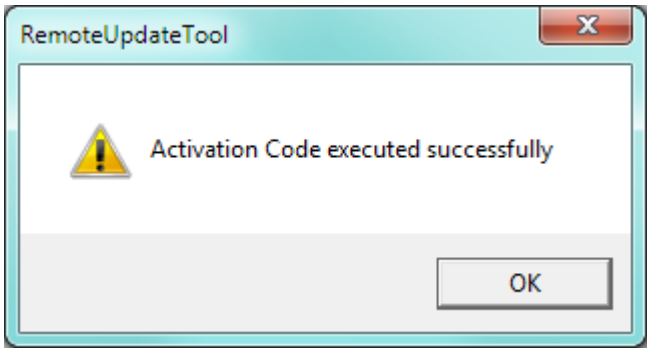

You can get an error message for any reason. If you need help, please contact Gesytec technical support.